

How can I verify the DJControl Instinct P8 is correctly installed on my PC?

The DJControl Instinct P8 does not require any specific driver. Upon connecting it to the computer's USB port, Windows should automatically recognize it and install generic drivers. Once done, it should normally be enumerated under **Device Manager**:

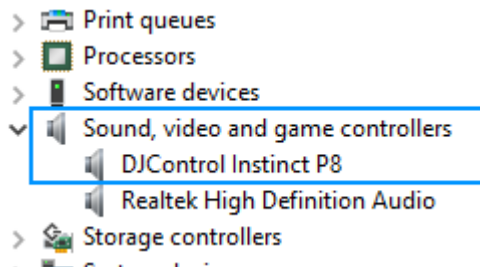
On Windows 10 / 8.1 / 8

- Press **Windows Key + S** to bring up the **Search** function,
- Type the words **Device Manager**.

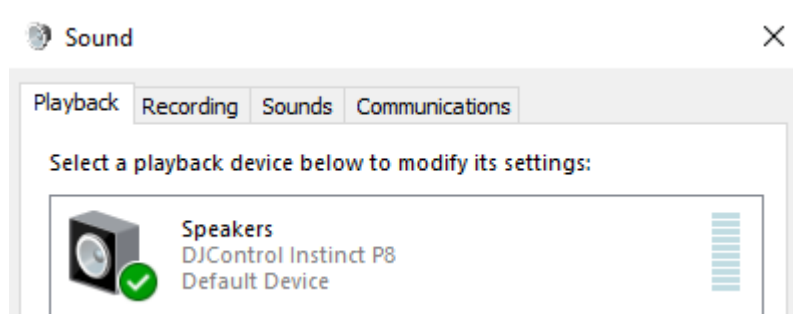
On Windows 7/ Vista

- Right click on **COMPUTER** icon on your desktop and select **Manage**
- From the left column, click on **Device Manager**

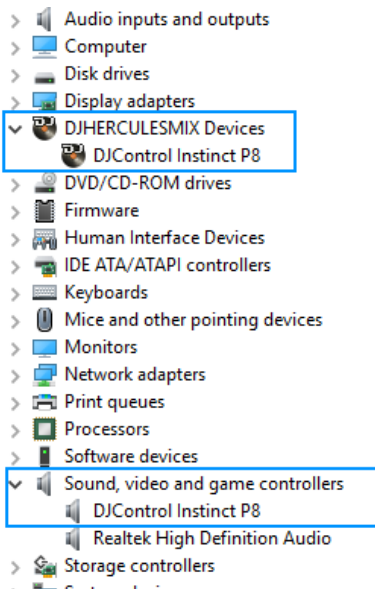
The different elements of the **DJ Control** you should normally appear in the following categories:



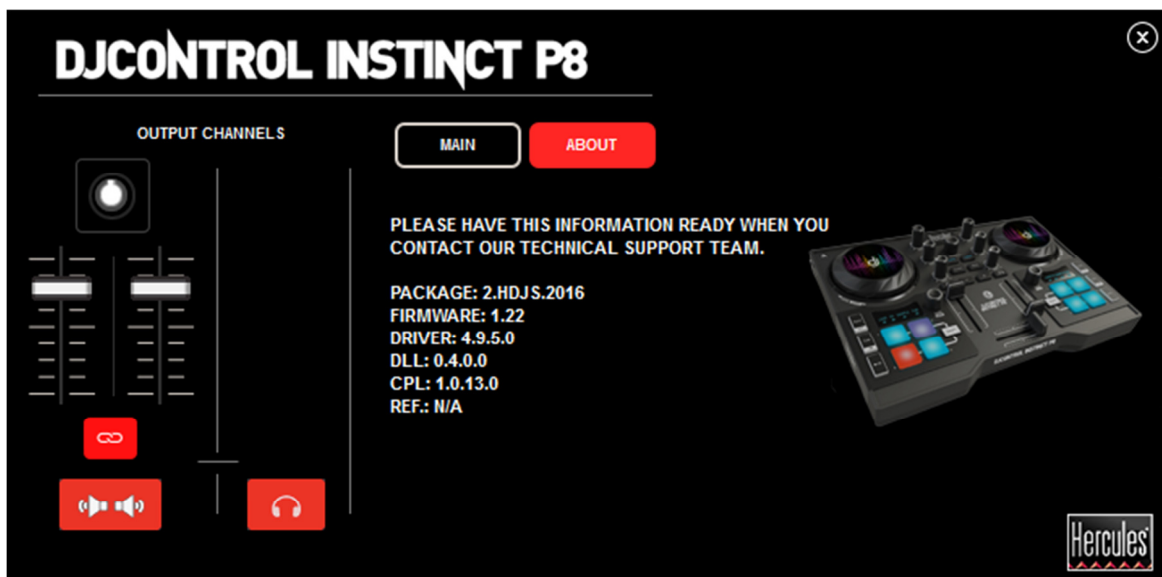
The integrated audio interface should also appear in Windows **Control Panel** under **Sound**:



If however you decide to install the ASIO drivers (available from the [Technical Support](#) web site), the controller will then be enumerated as such:



The **DJ Console Control Panel** should also appear in the notification area (near the clock). It can also be accessed from Windows **Control Panel**, and will allow you to modify certain parameters relative to your controller.



The **ABOUT** tab provides information about the drivers currently installed. Should you ever need to contact our technical support, be sure to have this information at hand.

