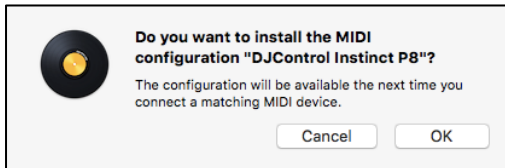


A. Djay Pro Settings

This mapping is for djay Pro (tested in djay Pro release 1.3.1 in Mac OS 10.11 & 10.12)

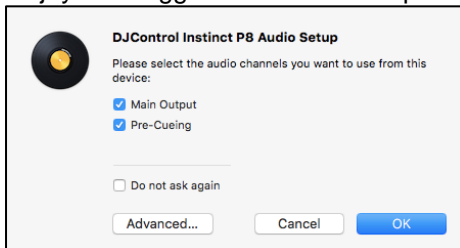
1. Install the MIDI map in djay Pro

- Download DJControl Instinct P8 map file from Hercules support website, in the MIDI mapping area <https://support.hercules.com/en/product/djcontrolinstinctp8-en/>
- Uncompress it to get the .xml file, copy the xml file on Mac OS desktop
- Double click on it: djay Pro asks "Do you want to install the MIDI configuration "DJControl Instinct P8"?". Click OK, the xml is installed in djay Pro and removed from the desktop.



2. Set the audio in djay Pro

- Connect your DJControl Instinct P8 to the Mac.
- Run djay Pro: it detects DJControl Instinct P8.
- If djay Pro suggest this audio setup: DJControl Instinct P8 Audio Setup:



"Please select the audio channels you want to use from this device:", then check:

Main Output

Pre-Cueing

And click on "OK".

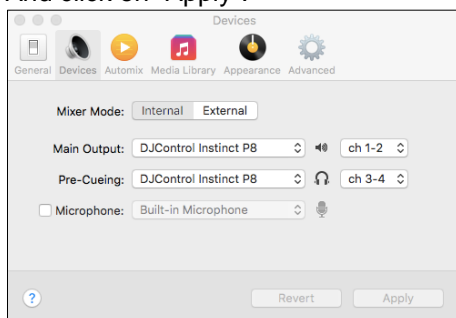
- If you get no suggestion as audio setting, click on djay Pro > Preferences > Devices, and set:

Mixer Mode: Internal

Main Output: DJControl Instinct P8 ch 1-2

Pre-Cueing: DJControl Instinct P8 ch 3-4

And click on "Apply".



B. dJAY Pro Graphic User Interface

dJAY Pro has a 2-deck and a 4-deck mode; you choose it with an icon on right of the top bar:

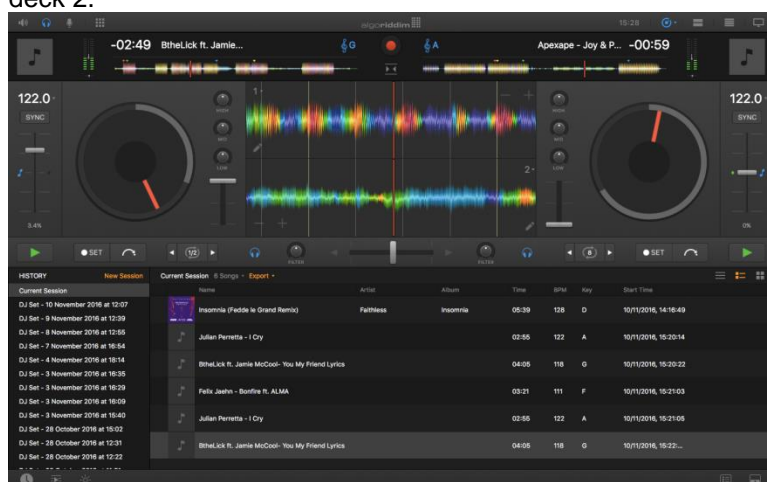
- 2-deck: click on the circle icon



- 4-deck: click on the 4 vertical bars.



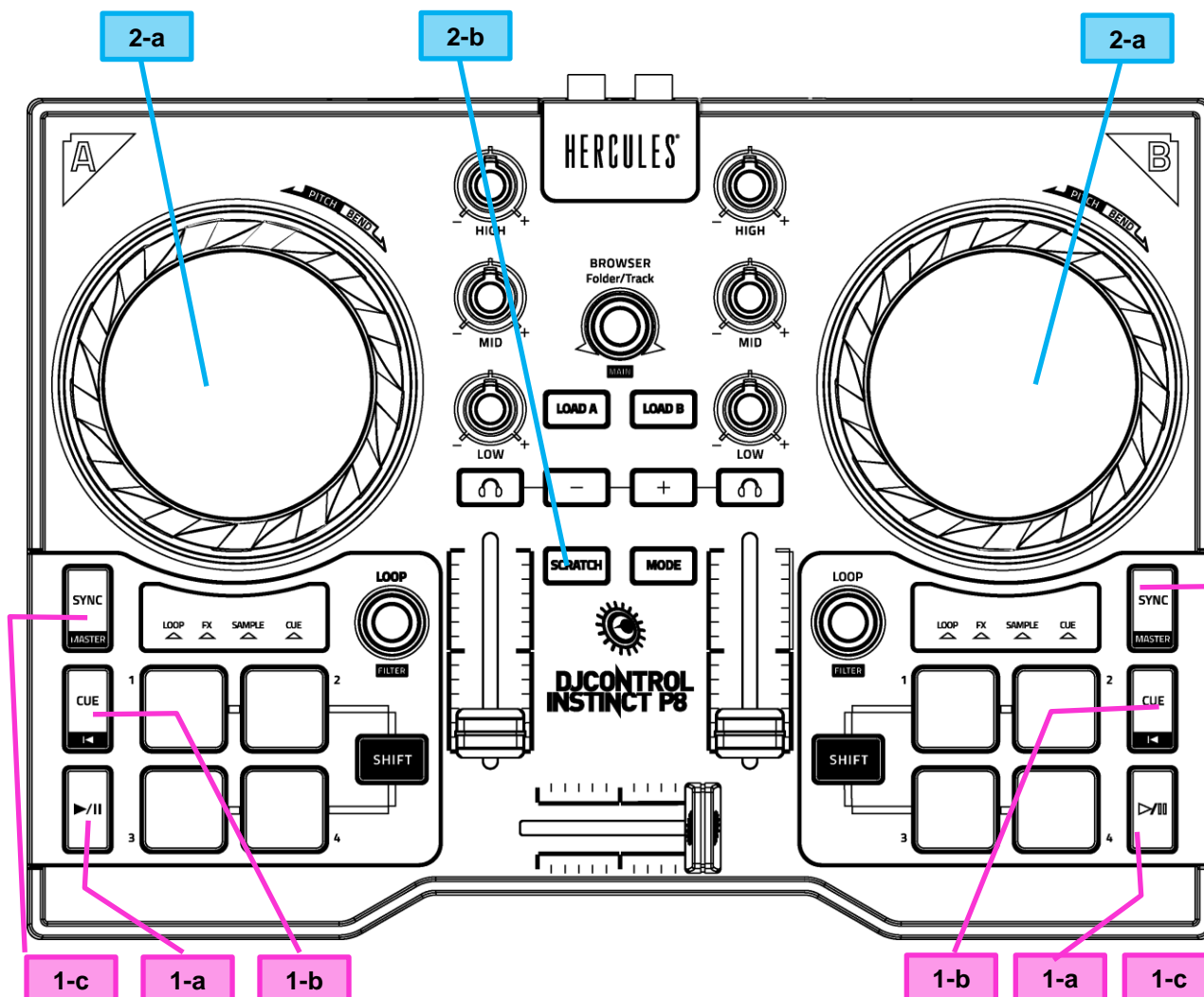
With DJControl Instinct P8, you should use the 2-deck user interface, deck A = deck 1 and deck B = deck 2.



DJCONTROL INSTINCT P8 In dJAY PRO

Version 1.0

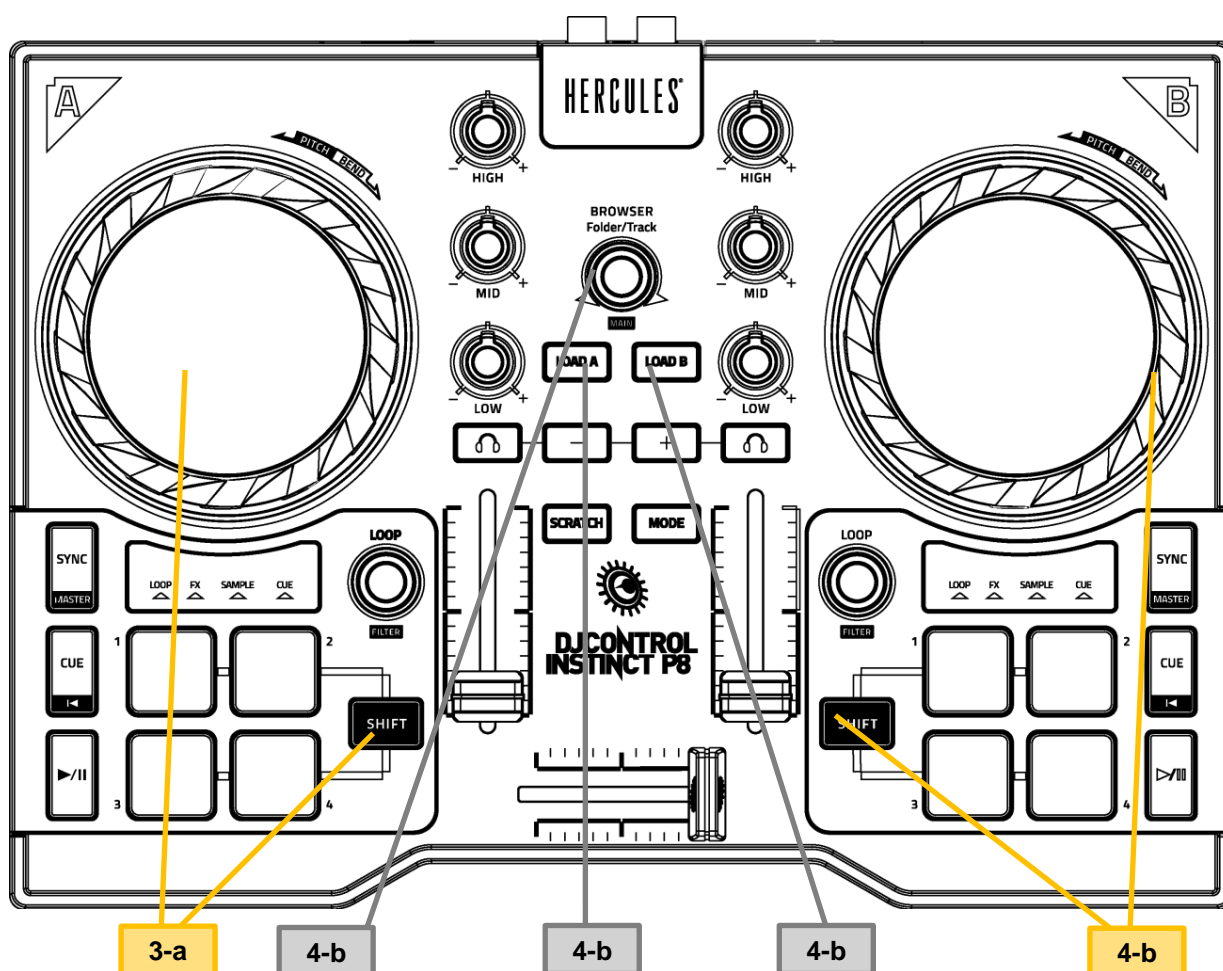
C. DJControl Instinc P8 controls with dJAY Pro



Area	Key	Control	Action
1. Track Transport			
1	a	Play/Pause	Play / Pause the playback
	b	Cue	Set a cue In point Go to Cue In Point
	c	Sync	Set at the same speed as the track on the other deck
2. Jog Wheels			
2	a	Jog wheel	Rotation without pressure: Pitch bend Rotation with pressure: Scratch if Scratch mode is on Rewind/Fast Forward if Scratch Mode in off
	b	Scratch On/Off	Set the jog wheels in vinyl mode (for scratch)

DJCONTROL INSTINCT P8 In djay PRO

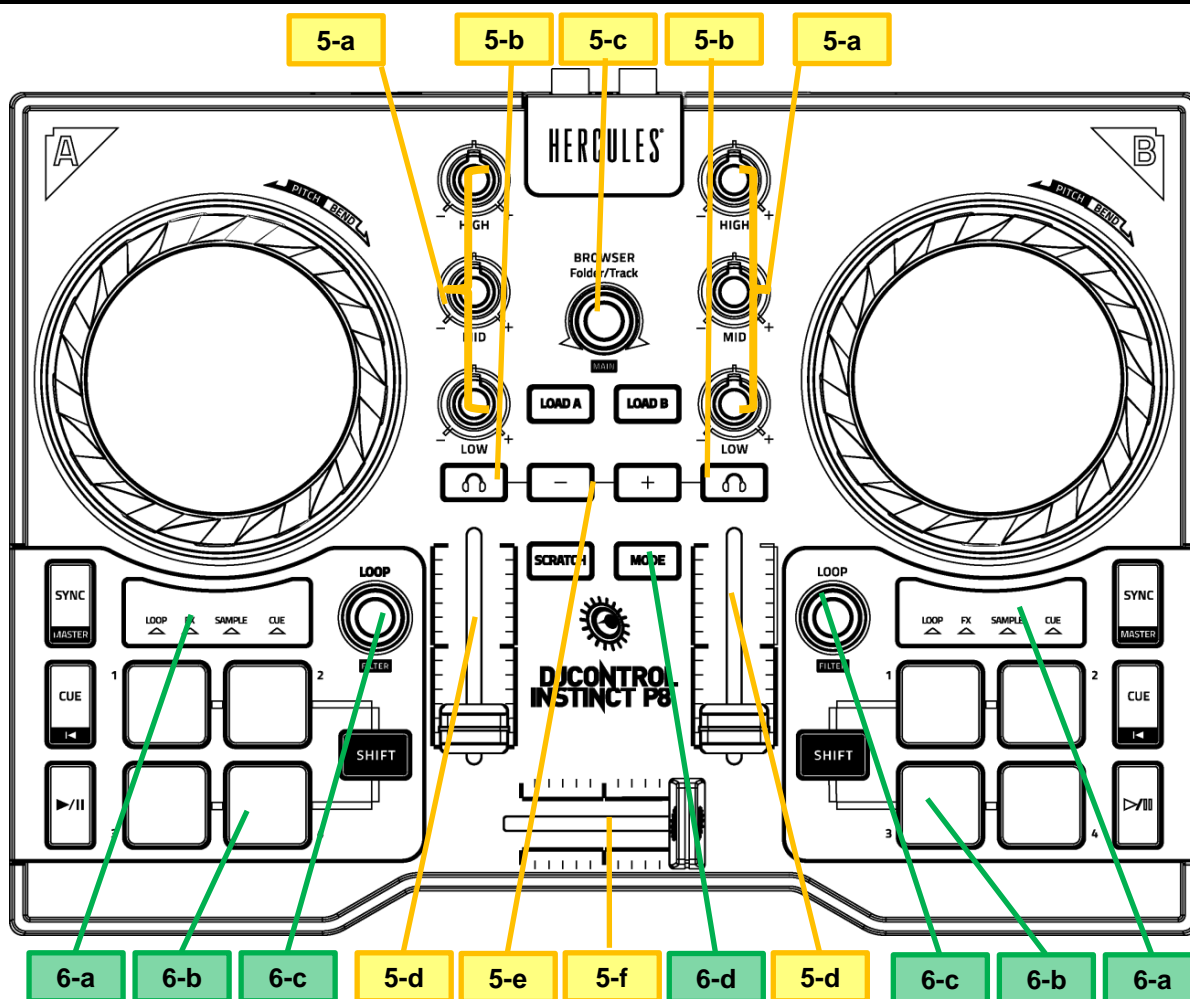
Version 1.0



Area	Key	Control	Action
3. Pitch control			
3	a	Pitch fader	Shift+Jog-wheel (without pressure on the jog-wheel) = pitch fader
4. Browser controls			
4	a	Browser rotary button	Rotation: Browse in the track list or in the folders list Pressure: Switch between the folder list and the track list
	b	Load A Load B	Load the selected track on deck A (deck 1) = left deck or deck B (deck 2) = right deck

DJCONTROL INSTINCT P8 In djay PRO

Version 1.0



Area	Key	Control	Function
5. Mixer controls			
5	a	Low, mid, High	Set the treble, medium or bass frequencies of the deck
	b	Cue Select	Select the deck you hear in the headphones in cue mode
	c	Master	Press shift + turn Brower = Master volume
	d	Volume fader	Set the volume of the deck
	e	Headphones volume	Set the headphones volume
	f	Cross fader	Mix the sound from left and right
6. Pad controls			
6	a	Pad mode display	Show pads mode: Loop, FX, Sample, Cue
	b	Pads 1, 2, 3, 4	Loop mode: loop on 1/4, 1/2, 1 and 2 beats
			FX mode: Fx1, Fx2, Fx3 and Censor (reverse playback)
			Sample mode: Play Sample 1, 2, 3 and 4
			Cue Mode: Set cue point 1, 2, 3 4 or Go to cue point
	c	Loop rotary encoder	Modulate loop size / Shift +encoder = filter
	d	Mode	Set mode: P1+Mode = Loop / P2+M = Fx / P3 + M= Sample / Pad 4 + Mode = Cue Point